

AC TRIAC RF Dimmer

Model: LLA-1009AC



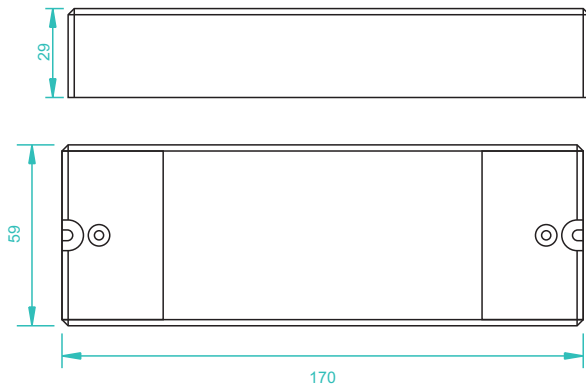
Feature

- Safe and reliable full isolation design
- Triac dimmable and Mosfet dimmable
- Leading edge dimming and trailing edge dimming both available
- Great compatibility with a variety of remote controls
- Innovative minimum brightness setting function
- To dim and switch single color dimmable LED lamps, traditional incandescent and halogen lights

Parameter

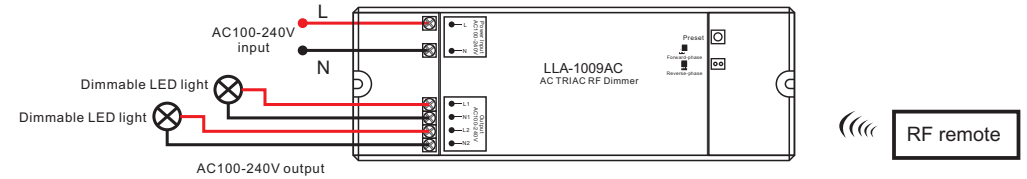
Part No.	Input Voltage	Output Voltage	Output Power	Remarks
LLA-1009AC	100-240VAC	2x(100-240VAC)	2x(120-288)W	RF Dimmer

Product Size

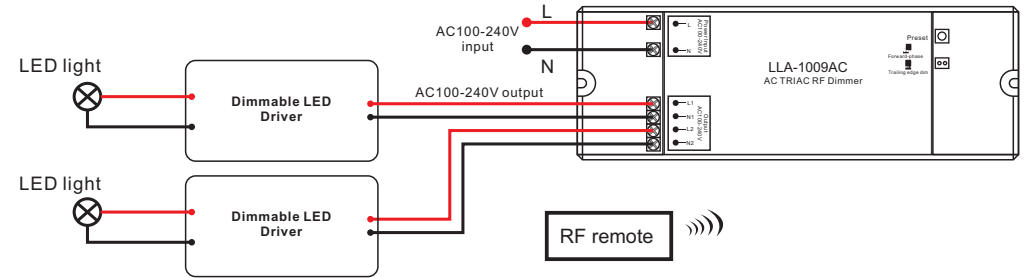


Wiring diagram

(1) With dimmable LED light



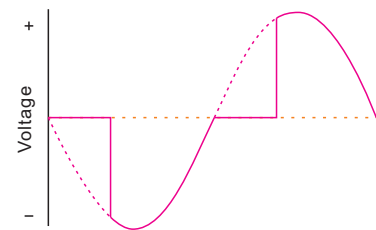
(2) With dimmable LED driver



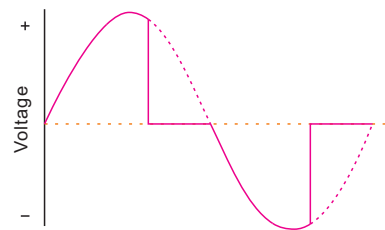
Operation

- Do wiring according to connection diagram
- Short press learning key on receiver when you do pair with remote (see the remote's use manual accordingly, once the receiver and remote well paired, the LED light will flash to indicate successful learning.
- Long press the learning key on receiver over 5 seconds until LED light flashes, then delete the learned ID, the receiver will be reset to factory defaults.
- Setting minimum brightness: adjust brightness to a level you would like, then short press the Min Set key, once set a minimum brightness, the light can only be dimmable between this minimum brightness and maximum brightness.
- Delete the minimum brightness: adjust the brightness to maximum level, then short press the Preset key to delete the minimum brightness.
- Switch between leading edge dimming and trailing edge dimming: Forward-phase Reverse-phase

Forward-phase control dimmer (TRIAC)



Reverse-phase control dimmer



Warranty Agreement

1) Lifetime technical support is available for this product:

- We provide 5-year limited warranty for this product dated from the time of purchasing. We print date on every product, for example 1125 means year 2011, week 25. The warranty is for free repair or replacement and covers manufacturing faults only. For faults beyond the 3-year warranty we reserve the right to charge for time and parts.

2) The warranty shall be void under but not limited to following conditions:

- Any defects caused by wrong operation.
- Any damages caused by unauthorized removal, maintenance, modifying, incorrect connection and replacement of chips.
- Any damages caused due to transportation, vibration etc. after purchase.
- Any damages caused by earthquake, fire, lightning, pollution and abnormal voltage.
- Any damages caused by negligence, inappropriate storing at high temperatures and humidity or near harmful chemicals.
- Product has been updated.

3) Repair or replacement as provided under this warranty is the exclusive remedy to the customer.

Safety & Warnings

1) The product shall be installed and serviced by a qualified electrician.

2) IP20. Please do not expose the product to the sun and rain. When installed outdoors, please ensure it is mounted in a waterproof enclosure.

3) Always be sure to mount this unit in an area with proper ventilation to avoid overheating.

4) Please make sure the output voltage of LED power supplies used comply with the working voltage of the product.

5) Never connect any cables while power is on and always assure correct connections to avoid short circuits before switching on.

6) Please ensure that the cable is secured tightly in the connector.

7) For update information please consult your supplier.