

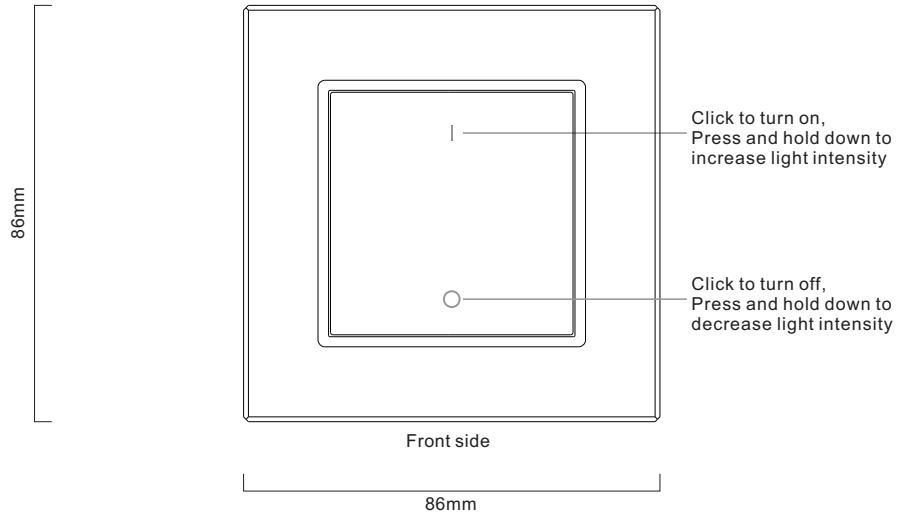
# RF Single Color Wall Mounted Controller

09.280K1.04107

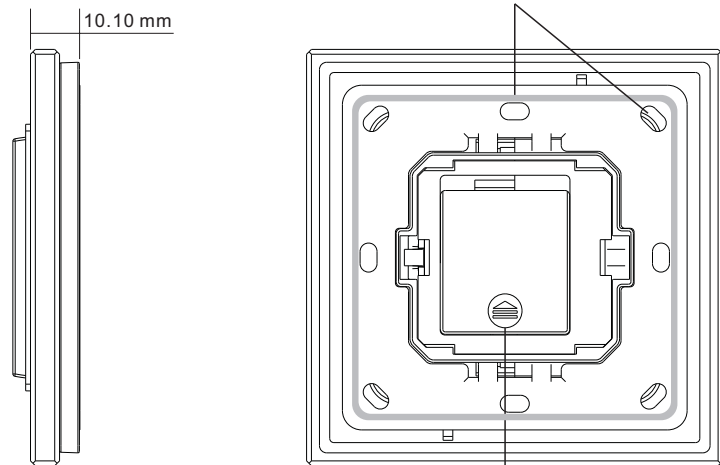


**Important:** Read All Instructions Prior to Installation

## Function introduction



The remote control can be fixed on the wall with 3M glue or screw.



Battery: CR2430  
Before the first use, please open the battery cover and remove the protective film

Back side

## Product Data

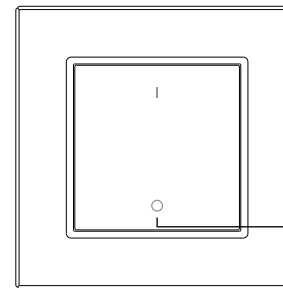
Output	RF signal
Operation Frequency	868/869.5/434MHz
Power Supply	3V(1xCR2430 battery)
Operating temperature	0-40°C
Relative humidity	8% to 80%
Dimensions	86x86x14mm

- Control 1 zone
- Single color controller
- Compatible with all universal series RF receivers
- 1 receiver can be paired by max 8 different remote controls.
- Waterproof grade: IP20

## Safety & Warnings

- This device contains a button lithium battery that shall be stored and disposed properly.
- DO NOT expose the device to moisture.

## Pair with RF receiver



**Step 1:** Do wiring the RF receiver according to wiring diagram (please refer to the instruction of RF receiver that you would like to pair with).

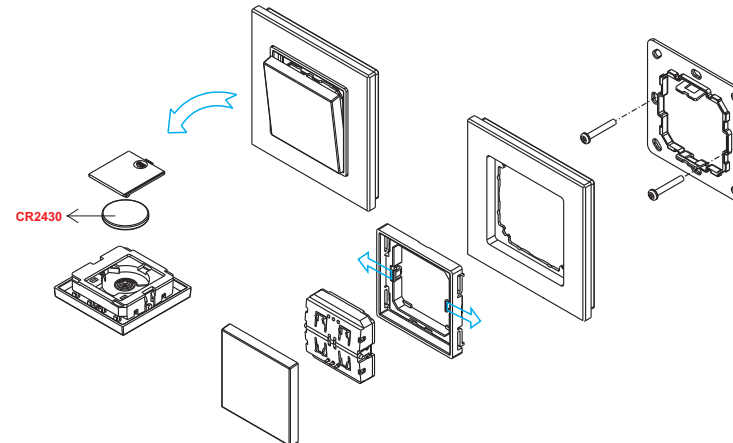


**Step 2:** Click the "Learning Key" button on RF receiver or re-power on the receiver three times continuously to set it into pairing status

**Step 3:** Click | or ○ button on the remote, LED lights connected with the RF receiver flicker once means the receiver is paired with the remote successfully.

**Note:** one receiver can be paired with max 8 remote controls.

## Installation



The key part of this controller is a universal, extremely rotary standard switch element that can be integrated in numerous frames by different manufactures as below list:

BEKER	S1, B1, B3, B7 glass
GIRA	Standard55, E2, Event, Esprit
JUNG	A500, Aplus
MERTEN	M-smart, M-Arc, M-Plan